

TOM LATTRE
Kinesitherapie | Hand- en gewrichtsrehabilitatie | Orthopedie

Ultrasound in Hand Therapy

TOM LATTRE
BELGIAN - & EUROPEAN CERTIFIED HAND THERAPIST
BHG - BHT MEETING 2023

US Imaging

1

TOM LATTRE
Kinesitherapie | Hand- en gewrichtsrehabilitatie | Orthopedie

Should I start ???
Is it worth to make the effort?
€€€
Difficult skill

? Why When

Ultrasound in Hand Therapy

2

TOM LATTRE
Kinesitherapie | Hand- en gewrichtsrehabilitatie | Orthopedie

Quality is highly
Operator - Machine - Settings
Dependant

Ultrasound in Hand Therapy

3

TOM LATTRE
Kinesitherapie | Hand- en gewrichtsrehabilitatie | Orthopedie

US knowledge
Anatomy - Pathology

Handling skills

Centering your target

Ergonomics

Use of gel

Ultrasound in Hand Therapy

4

TOM LATTRE
Kinesitherapie | Hand- en gewrichtsrehabilitatie | Orthopedie

Books - See - Palpation

Ultrasound in Hand Therapy

5

TOM LATTRE
Kinesitherapie | Hand- en gewrichtsrehabilitatie | Orthopedie

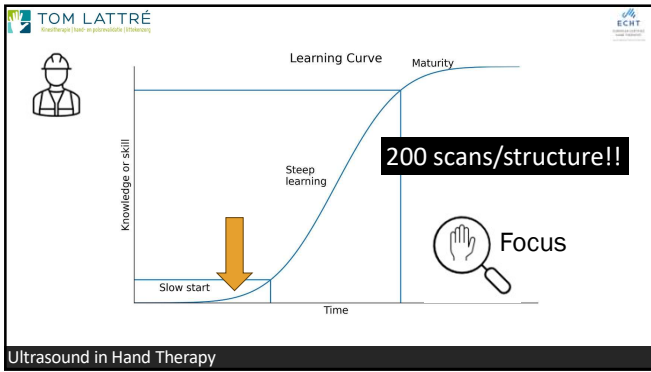
2-D

4-D

100 SHADES OF GREY

Ultrasound in Hand Therapy

6



7

TOM LATTRE
Kinesiology | Health & Performance | Education

€=Q

€€€=QQQ

Ultrasound in Hand Therapy

8

TOM LATTRE
Kinesiology | Health & Performance | Education

Focus
Gain
Depth
Frequency

Ultrasound in Hand Therapy

9

TOM LATTRE
Kinesiology | Health & Performance | Education

我们说中文

“Wǒ shuō zhōngwén”

Ultrasound in Hand Therapy

10

TOM LATTRE
Kinesiology | Health & Performance | Education

“Seeing is believing”

“Real insight information”

Ultrasound in Hand Therapy

11

TOM LATTRE
Kinesiology | Health & Performance | Education

Normal tissue

Flexor tendons

Scar tissue after fasciectomy for Dupuytren's disease

MCP

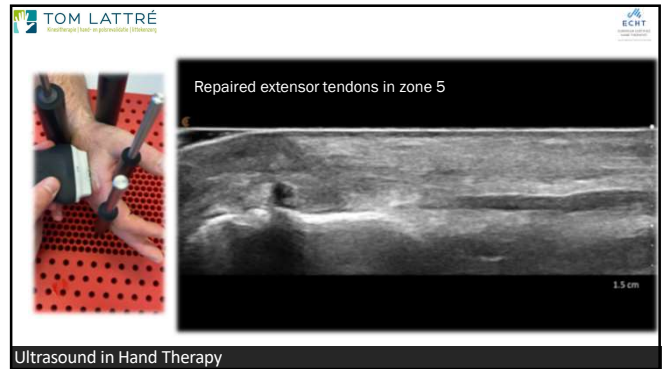
Ultrasound in Hand Therapy

12



Ultrasound in Hand Therapy

13



Ultrasound in Hand Therapy

14



Ultrasound in Hand Therapy

15



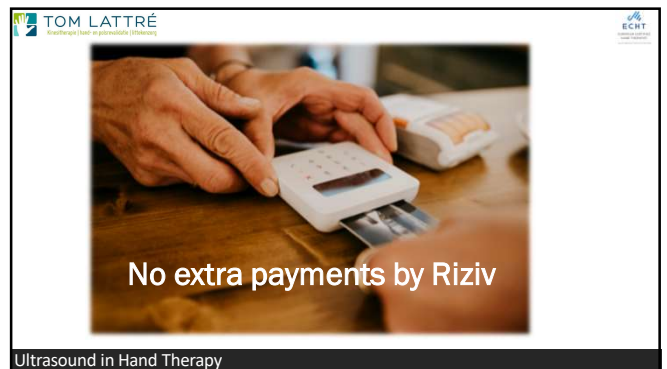
Ultrasound in Hand Therapy

16



Ultrasound in Hand Therapy

17



Ultrasound in Hand Therapy

18

